

Preparation

Fold along the dotted lines and glue or laminate each card to make them double-sided.

Instructions

Spread the cards out picture side up. Begin by turning over the 'go' card (Allons-y!) and reading the word on the other side. Find the picture that matches your word and turn it over to read the word on the back of that one. Continue turning over the matching picture until you find the 'Finis' sign. If you discover the 'Finis' sign before you have turned over all of the pictures, you must start again.

twinkl.com

Allons-y!


le vélo

twinkl.com




le train

twinkl.com



la voiture

twinkl.com



le pied

twinkl.com



l'avion

twinkl.com



le bus

twinkl.com



le bateau

twinkl.com



la motocyclette

twinkl.com




le tracteur

twinkl.com



le tram

twinkl.com



Fini!

twinkl.com